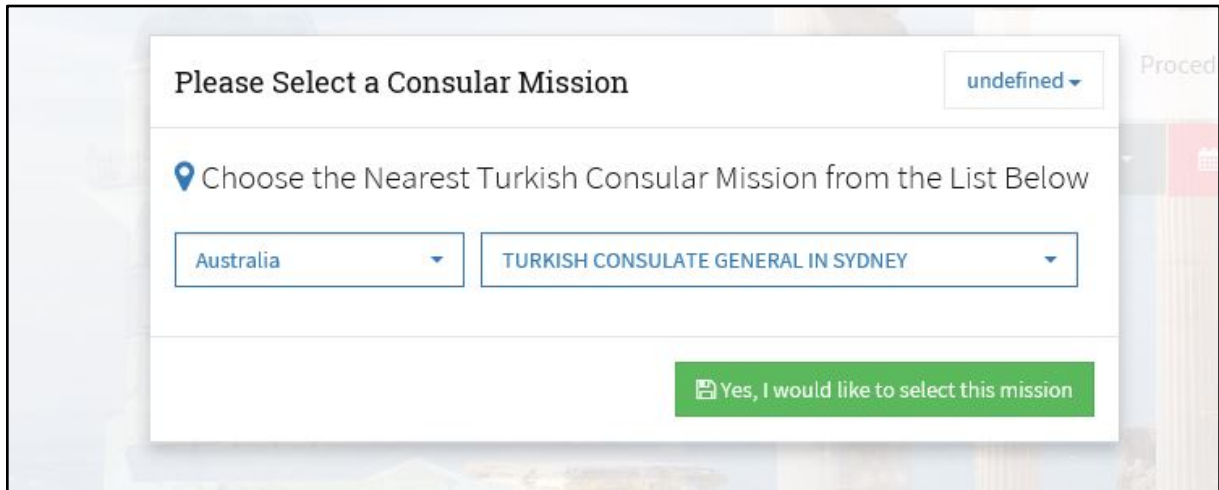


## TURKISH VISA APPLICATION THROUGH [www.visa.gov.tr](http://www.visa.gov.tr)

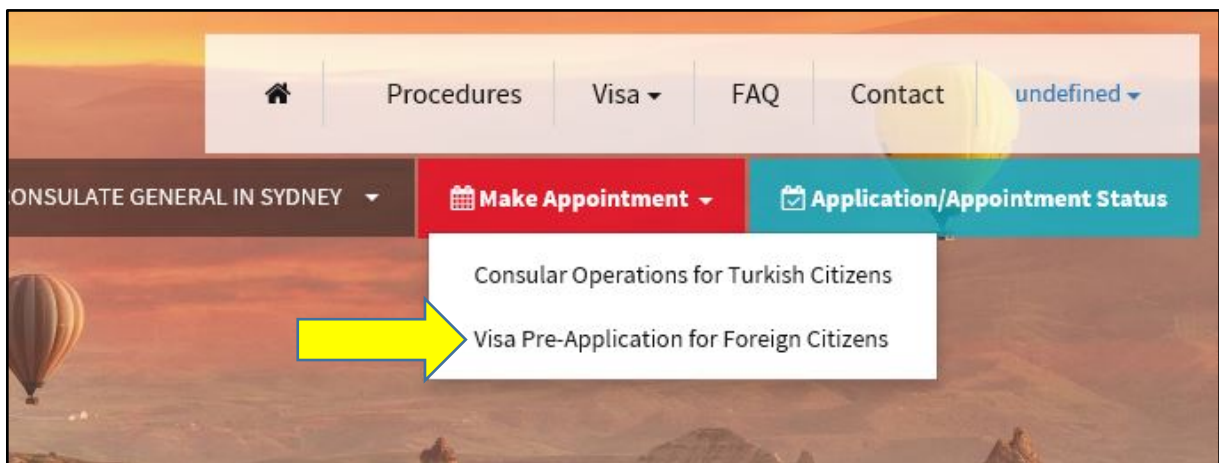
Please prepare your bank statement, passport size photo of you, accomodation booking, flight booking, travel insurance, employment letter/payslips/education letter/Centrelink income statement, Australian visa grant notice to upload to the system and paper forms for the appointment afterwards.

1. Visit [www.visa.gov.tr](http://www.visa.gov.tr) or [www.konsolosluk.gov.tr](http://www.konsolosluk.gov.tr) . Choose the mission and the language.



The screenshot shows a web form titled "Please Select a Consular Mission". It includes a dropdown menu for "Australia" and a dropdown menu for "TURKISH CONSULATE GENERAL IN SYDNEY". A green button at the bottom right says "Yes, I would like to select this mission".

2. On the right top side, click on “**Make Appointment**” and choose “**Visa Pre-Application for Foreign Citizens**”



3. After clicking on the Pre-Application the first information page will come out. Please fill it according to your passport. Your nationality is not the country that you are currently in. **It is your nationality written on your passport.**  
After filling all the information, please click on “**Save and Proceed**”

1

NATIONALITY & VISA DETAILS

Nationality \*

\*\*\*\*\*

Type of Travel Document \*

\*\*\*\*\*

Passport Number \*

\*\*\*\*\*

Type of Visa \*

Tourist / Businessperson

Purpose of Trip \*

Touristic Visit

Number of Entry Requested \*

Single Entry

To be applied to


Country \*

Australia

Mission \*

TURKISH CONSULATE GENERAL IN SYDNEY

☒ I have read and accept the general terms and conditions and Turkish visa practice provisions.



Save and Proceed

4. Please read carefully the information on the page of Step 2.

2

PERSONAL INFORMATION

• Please carefully read through the list below showing the specific conditions and required documents of the type of visa that you are planning to apply for. Do not continue your application unless you make sure that you meet all the conditions.

• To find out more about our visa regime, please read "General Visa Information for Foreigners" document that you can access through the link on the information note. If you are eligible to apply for an e-Visa, you will be notified by the system automatically and can directly shift to our e-Visa system by just clicking on «Proceed to e-Visa» button.

Type of Visa Requested: *Tourist / Businessperson*

Visa Conditions

1. If you have an invitation letter from person(s) in Turkey, before submitting your invitation to Turkish consulate, make sure that the letter includes the inviting person's TR Identity/Citizenship Number, detailed personal identification, the list of invitees, permanent addresses, contact numbers, length and purpose of stay and inviting person's affinity with the applicant. If the inviting side is an organization or a company, tax registration certificate of the organization will be required, the inviting organization/authority is required to provide assurances for covering food and accommodation expenses. The applicant is required to have sufficient and/or regular remunerations.

2. Any piece of data submitted here may be processed and stored in database accessible to the relevant Turkish authorities in accordance with their respective mandates.

3. I undertake to legally exit Turkey before/upon the expiry of the visa.


5. Click on “**I agree with the statements above.**” after reading all the required documents.

Purpose of Trip: *Touristic Visit*

• Documents listed below are required by the Turkish consulate for processing your application. The list is specifically compiled in accordance with your purpose of visit. To affirm that you can provide each of them, please check the boxes below.


**REQUIRED DOCUMENTS**

1. Biometric Photo
2. Documents attesting to the income status of the applicant and inviting person
3. Flight Reservation
4. Hotel Booking or Invitation
5. Supporting document on the applicant's commitment to return (Land registry, business certificate, salary table, bank account statement)

 ☒ I agree with the statements above.

6. New information page will appear once you click. Fill your information. **Please write your full name as shown on your passport.**

☒ I agree with the statements above.

 Name \*: \*

Surname: \*

Other Surname (if applicable): \*


National ID Number: \*

Gender \*: \*

Place of Birth \*: \*

Country of Birth \*: \*

Marital Status \*: \*

Date of Birth \*: \* \* \* \* \* 

Name of Father: \*

Name of Mother: \*

Nationality \*: \*

Occupation \*: \*

7. Please fill your **contact information**, provide your **real information for us to reach you**.

3

CONTACT INFORMATION

Contact Information To Reach You

Ref No:

306xxxxxxxxx

Address\*

\*\*\*\*\*

City\*

\*\*\*\*\*

Postal Code:

Country\*

\*\*\*\*\*

Telephone\*

\*\*\*\*\*

Telephone (Mobile)\*

\*\*\*\*\*

E-Mail\*

\*\*\*\*\*

8. Please fill your **Employer/School Information**.

Current Employer/Educational Institution Information

Current Employer/Educational Institution Name:

\*\*\*\*\*

Address:

\*\*\*\*\*

City:

\*\*\*\*\*

Postal Code:

Country (Address):

Australia

Telephone:

E-Mail:

\*\*\*\*\*

Save and Proceed

9. On step 4, you need to fill your passport information. The normal country passport is called “**Ordinary Passport**”. If you have a “**Travel Document**” or “**Certificate of Identity**” issued by Australia, please choose “**Refugee Travel Document**”.

4

TRAVEL INFORMATION

Travel Document

Type of Travel Document \*:

\*\*\*\*\*

Passport Number \*:

\*\*\*\*\*

Passport Issue Date \*:

99/99/9999

Do you hold a travel document without an expiry date? \*:

☐ Yes

☒ No

Passport Expiry Date \*:

99/99/9999

Issuing Authority \*:

\*\*\*\*\*

Issuing State \*:

\*\*\*\*\*

10. Choose the right information on the page of “Travel History”

Travel History

If you have an official residence permit in a country other than your country of origin (your nationality), do you have permission to return to that country? \*

☒ Yes

☐ No

☐ Not Applicable

If you are traveling to a different final destination and transiting Turkey, do you have an entry permit for your final destination country? \*

☐ Yes

☐ No

☐ Not Applicable

Have you ever been issued a Turkish visa or a residence/work permit? \*

☐ Yes

☐ No

Have you ever been denied for a Turkish visa or a residence/work permit? \*

☐ Yes

☐ No

Has your admission to Turkey ever been refused at the point of entry? \*

☐ Yes

☐ No

Have you ever been deported from or required to leave Turkey? \*

☐ Yes

☐ No

Have you ever overstayed your visa or residence/work permit in Turkey? \*

☐ Yes

☐ No

Have you ever committed any serious crime in Turkey? \*

11. Please write down the right information about your travel to Turkey. For the duration of stay, please choose as many days as you need. Whatever you asked for, in case of an approval, you will get it. For example; if you have written 5 days, you will be issued 5 days. Please do your travel plan according to how many days you asked for.

Details of your travel

Means of Transport \*:

Air

Duration of Stay (Days)\*:

\*\*\*\*\*

Port of First Entry Or Transit Route \*:

\*\*\*\*\*

Date of Arrival \*:

99/99/9999

Address (TR) \*:

Please provide the name of reference person or company as well as contact person in this company, inviting you to Turkey. If not available, please provide name of the hotel or your temporary accommodation address arranged for your stay in Turkey.

\*\*\*\*\*

City\*:

\*\*\*\*\*

Postal Code:

99/99/9999

Telephone (TR)\*:

\*\*\*\*\*

Do you have travel and/or health insurance valid throughout your visit to Turkey?\*

☒ Yes

☐ No

Date of Expiry\*:

99/99/9999


12. You need to have a **travel insurance** to apply for the visa. Please do it before your application.

Date of Expiry\*:

99/99/9999

Who will cover your travel expenses and/or living costs during your stay in Turkey? \*

\*\*\*\*\*




Save and Proceed



13. Please upload all your papers to the system. Save and Check your Application.

[illegible]

14. Please download the Pre-Application form and **PRINT** it. You will bring the form to the Consulate. **SUBMIT** the Application. **If you do not submit, you will not be able to get an appointment.**



• Please check once again the information and documents you have provided so far. If all of the content is correct to the best of your knowledge, proceed to the appointment page by submitting your application form.

• If you will be accompanied by other family members during your travel, you can create a joint application by clicking 'Add New Person' button below.

### Visa Application

**Reference No:** 306 XXXXXXXXX

**Type of Visa:** Tourist / Businessperson


**Purpose of Trip:** Touristic Visit

### Appointment Information

You don't have an Appointment, please make an appointment after submitting your application form.




**TURKISH CONSULATE GENERAL IN SYDNEY**


66 Ocean Street WOOLLAHRA NSW




Show on Map

+ Add New Person



Name Surname	Actions
<div><div></div><div>***** ***** VISA PRE-APPLICATION IS COMPLETED</div></div>	<div><div> Update Visa Pre-Application</div><div> Download Visa Pre-Application</div></div>



 Submit

15. Click on the red button to “**make an appointment**”.

\*\*\*\*\*

Visa Application	Appointment Information
<b>Reference No:</b> 306 XXXXXXXX	<b>You don't have an Appointment, please make an appointment after submitting your application form.</b>
<b>Type of Visa:</b> Tourist / Businessperson	
<b>Purpose of Trip:</b> Touristic Visit	
<b>TURKISH CONSULATE GENERAL IN SYDNEY</b> 66 Ocean Street WOOLLAHRA NSW	
 <a href="#">Show on Map</a>	
 <a href="#">Make Appointment</a>	

Name Surname	Actions
***** ***** VISA PRE-APPLICATION IS COMPLETED	<a href="#">Update Visa Pre-Application</a> <a href="#">Download Visa Pre-Application</a>


16. Choose the day suitable for you and click on “**Save and Proceed**”. Now you have an appointment at the Consulate.

Please pick date and time for your appointment

Please select an available date and time. 6 - 12 August 2018

	Mon 6 August	Tue 7 August	Wed 8 August	Thu 9 August	Fri 10 August	Sat 11 August	Sun 12 August
09:00							
10:00							
11:00				✓			
12:00							
13:00							
14:00							
15:00							
16:00							
17:00							
18:00							

Selected Appointment Date: 09.08.2018, Time Range: 11:00 - 12:00

 [Save and Proceed](#)

17. Go to your appointment on the day and hour you chose in Turkish Consulate General in Sydney. Please bring the documents below in PRINTED version:



- Visa Application Form ( [www.visa.gov.tr](http://www.visa.gov.tr) )
- Valid Travel Document
- 2 Passport photo (size 5 x 5 cm. background only white)
- Formal Employment letter/payslip; Income statement taken from Centrelink (If you are unemployed)
- Bank Statement with sufficient funds to accommodate your stay in Turkey  
(*Bank Statement needs to be under your name and shown address*)
- Full Accommodation Address in Turkey (Hotel booking)
- Contact details of the Family member/Friends you visiting or staying with (Rental agreement)
- Travel Itinerary
- Overseas Medical insurance ( **read the below information for the medical insurance** )
- Visa Fee - Cash (It changes from country to country and **visa fees are not refundable in cases where applications are rejected**)
- Residence Permit / ID card / UNHCR Refugee Certificate of you - if you have - and your family members /person you visiting in Turkey
- Australian Visa Copy if you are applying with a current ordinary passport
- Pick up options needs to be organized by the applicant

*All applicants are required to have a **medical insurance** that will be valid during their stay in Turkey. Your insurance must cover:*

- *Medical Sickness & Accident Coverage (includes Emergency Evacuation)*
- *Transfer to the closest hospital or medical department*
- *Transfer to the residence address after discharge*
- *Repatriation of Remains*

*You can contact any insurance company, however please make sure the insurance covers all above points. Please make sure to show the points in insurance documents by highlighting the title and pages. The application will be refused if the health/medical insurance is not covering all the points.*